

SMEL/SE/2025-26/12

May 10, 2025

**The Secretary, Listing Department
BSE Limited**

Phiroze Jeejeebhoy Towers
Dalal Street
Mumbai 400 001
Maharashtra, India
Scrip Code: **543299**

**The Manager – Listing Department
National Stock Exchange of India**

Limited "Exchange Plaza", 5th Floor, Plot
No. C/1, G Block, Bandra-Kurla Complex,
Bandra (East), Mumbai 400 051
Maharashtra, India
Symbol: **SHYAMMETL**

Dear Sir,


Sub: Integrated Filing (Financial) for the fourth quarter and year ended March 31, 2025

Pursuant to SEBI Circular No. SEBI/HO/CFD/CFD-PoD-2/CIR/P/2024/185 dated December 31, 2024, read with BSE Circular No. 20250102-4 and NSE Circular No. NSE/CML/2025/02 dated January 2, 2025, we are submitting herewith the Integrated Filing (Financial) for the four quarter and year ended March 31, 2025.

Kindly take the same on record.

Regards,

For Shyam Metalics and Energy Limited


Birendra Kumar Jain
Company Secretary
Membership No. F13320







OUR BRANDS:



SHYAM METALICS AND ENERGY LIMITED

REG. OFFICE: Trinity Tower, 7th Floor, 83, Topsia Road, Kolkata - 700 046, West Bengal, CIN: L40101WB2002PLC095491 GSTIN: 19AAHCS5842A2ZD

CORPORATE OFFICE: P-19, (Plate No.: D-403), Taratala Road, GPT Colony, Kolkata, West Bengal - 700088

T: +91 33 4016 4001 F: +91 33 4016 4025 Email: contact@shyamgroup.com Web: www.shyammetalics.com Follow us on:    

B. Statement on Deviation or Variation for Proceeds of Public Issue, Rights Issue, Preferential Issue, Qualified Institutions Placement etc. – Not Applicable

C. Format for Disclosing Outstanding Default on Loans and Debt Securities –
There is no default in the payment of outstanding Loans / revolving facilities, Unlisted debt securities.

Sl. No.	Particulars	Amount (₹ in Crores)
1.	Loans/revolving facilities like cash credit from like cash credit from - banks/financial institutions	-
2.	Total amount outstanding as on date	-
3.	Of the total amount outstanding, amount of default as on date	-
4.	Unlisted debt securities i.e., NCDs and NCRPS	-
5.	Total amount outstanding as on date	-
6.	Of the total amount outstanding, amount of default as on date	-
7.	Total financial indebtedness of the listed entity including short term and long-term debt	-

D. Format for Disclosure of Related Party Transactions (Applicable only for Half-Yearly Filings i.e., 2nd and 4th Quarter) – Attached Separately.

E. Statement on Impact of Audit Qualifications (For Audit Report with Modified Opinion) Submitted Along-with Annual Audited Financial Results (Standalone and Consolidated Separately) (Applicable Only for Annual Filing i.e., 4th Quarter) – Not Applicable as Audit Report issued without any Qualification.







OUR BRANDS:



SHYAM METALICS AND ENERGY LIMITED

REG. OFFICE: Trinity Tower, 7th Floor, 83, Topsia Road, Kolkata - 700 046, West Bengal, CIN: L40101WB2002PLC095491 GSTIN: 19AAHCS5842A2ZD

CORPORATE OFFICE: P-19, (Plate No.: D-403), Taratala Road, CPT Colony, Kolkata, West Bengal - 700088

T: +91 33 4016 4001 F: +91 33 4016 4025 Email: contact@shyamgroup.com Web: www.shyammetalics.com Follow us on:    

Power • Ferro Alloys • Pellets • Sponge Iron • Billets • Wire Rods • TMT & Structurals • Aluminium Foil

Independent Auditor's Report on Consolidated Audited Annual Financial Results of Shyam Metals and Energy Limited pursuant to the Regulation 33 of the SEBI (Listing Obligations and Disclosure Requirements) Regulations 2015, as amended

To the Board of Directors of Shyam Metals and Energy Limited

Report on the Audit of Consolidated Audited Annual Financial Results

Opinion

We have audited the accompanying Statement of consolidated audited annual financial results of **Shyam Metals and Energy Limited** (hereinafter referred to as the 'Holding Company') and its subsidiaries (Holding Company and its subsidiaries together referred to as "the Group"), its associates and joint venture entities for the year ended March 31st, 2025 ('the Statement') attached herewith, being submitted by the Holding Company pursuant to the requirement of Regulation 33 of the SEBI (Listing Obligations and Disclosure Requirements) Regulations, 2015, as amended ('Listing Regulations').

In our opinion and to the best of our information and according to the explanations given to us, and based on the consideration of reports of other auditors on separate audited financial statements of the subsidiaries, associates and joint venture entities, the aforesaid Statement:

(i) includes the consolidated audited annual financial results of Holding Company and the following entities to indicate list of entities included in the consolidation:

Sr. No.	Name of the Entity	Relationship with the Holding Company
1	Shyam Sel and Power Limited	Subsidiary Company
2	Shyam Metals Employees Welfare Trust (hereinafter referred to as "ESOP Trust")	Subsidiary
3	Shyam Energy Limited	Step-down subsidiary Company
4	Shree Venkateshwara Electrocast Private Limited	Step-down subsidiary Company
5	Ramsarup Industries Limited	Step-down subsidiary Company
6	Shyam Metals International DMCC	Step-down subsidiary Company
7	S.S. Natural Resources Private Limited	Step-down subsidiary Company
8	Meadow Housing Private Limited	Step-down subsidiary Company
9	Taurus Estates Private Limited	Step-down subsidiary Company (until 31 March 2024)
10	Whispering Developers Private Limited	Step-down subsidiary Company
11	Nirjhar Commodities Private Limited	Step-down subsidiary Company
12	Shree Sikhar Iron & Steel Private Limited	Step-down subsidiary Company
13	SMEL Structural Steel Private Limited	Step-down subsidiary Company (w.e.f. August 23, 2024)
14	Meghana Vyapaar Private Limited	Associate Company
15	Kolhan Complex Private Limited	Associate Company
16	MJSJ Coal Limited	Joint venture Company
17	Kalinga Energy & Power Limited	Joint venture Company



Independent Auditor's Report on Consolidated Audited Annual Financial Results of Shyam Metalics and Energy Limited pursuant to the Regulation 33 of the SEBI (Listing Obligations and Disclosure Requirements) Regulations 2015, as amended (cont'd)

(ii) is presented in accordance with the requirements of the Listing Regulations in this regard; and

(iii) gives a true and fair view in conformity with the recognition and measurement principles laid down in the applicable accounting standards prescribed under Section 133 of the Companies Act, 2013 ("the Act"), read with Companies (Indian Accounting Standards) Rules, 2015, as amended, and other accounting principles generally accepted in India, of the net profit, and other comprehensive income and other financial information of the Group, its associates and joint venture entities for the year ended March 31st, 2025.

Basis for Opinion

We conducted our audit in accordance with the Standards on Auditing (SA's) specified under section 143(10) of the Act. Our responsibilities under those SAs are further described in the Auditor's Responsibilities for the Audit of the consolidated audited annual financial results section of our report. We are independent of the Group, of its associates and joint venture entities in accordance with the Code of Ethics issued by the Institute of Chartered Accountants of India together with the ethical requirements that are relevant to our audit of the consolidated financial statements under the provisions of the Act and the Rules thereunder, and we have fulfilled our other ethical responsibilities in accordance with these requirements and the Code of Ethics.

We believe that the audit evidence obtained by us and other auditors in terms of their reports referred to in "Other Matters" paragraph below, is sufficient and appropriate to provide a basis for our opinion.

Management and Board of Directors' Responsibilities for the Consolidated Audited Annual Financial Results

This Statement, which is the responsibility of the Holding Company's Management and approved by the Holding Company's Board of Directors, has been prepared on the basis of the consolidated annual financial statements. The Holding Company's Board of Directors are responsible for the preparation and presentation of this Statement that gives a true and fair view of the net profit and other comprehensive income and other financial information of the Group including its associates and joint venture entities in accordance with the recognition and measurement principles laid down in accordance with the applicable Accounting Standards prescribed under Section 133 of the Act read with Companies (Indian Accounting Standards) Rules, 2015, as amended and other accounting principles generally accepted in India and is in compliance with the Listing Regulations. The respective Board of Directors of the companies included in the Group, of its associates and joint venture entities and the Trustees of the ESOP Trust are responsible for maintenance of adequate accounting records in accordance with the provisions of the Act for safeguarding of the assets of the Group and of its associates and joint venture entities and for preventing and detecting frauds and other irregularities; selection and application of appropriate accounting policies; making judgments and estimates that are reasonable and prudent; and the design, implementation and maintenance of adequate internal financial controls, that were operating effectively for ensuring accuracy and



Independent Auditor's Report on Consolidated Audited Annual Financial Results of Shyam Metals and Energy Limited pursuant to the Regulation 33 of the SEBI (Listing Obligations and Disclosure Requirements) Regulations 2015, as amended (cont'd)

completeness of the accounting records, relevant to the preparation and presentation of the Statement that give a true and fair view and are free from material misstatement, whether due to fraud or error, which have been used for the purpose of preparation of the Statement by the Directors of the Holding Company, as aforesaid.

In preparing the Statement, the respective Board of Directors/ Management of the entities included in the Group and of its associates and joint venture entities and the Trustees of the ESOP Trust are responsible for assessing the ability of the Group and of its associates and joint venture entities to continue as a going concern, disclosing, as applicable, matters related to going concern and using the going concern basis of accounting unless the respective Board of Directors/ Management / Trustees of the ESOP Trust either intends to liquidate the Group, its associates and joint venture entities or to cease operations, or has no realistic alternative but to do so.

The respective Board of Directors / Management of the companies included in the Group and of its associates and joint venture entities and the Trustees of the ESOP Trust are responsible for overseeing the financial reporting process of the Group and of its associates and joint venture entities.

Auditors' Responsibilities for the Audit of the Consolidated Audited Annual Financial Results

Our objectives are to obtain reasonable assurance about whether the Statement as a whole is free from material misstatement, whether due to fraud or error, and to issue an auditor's report that includes our opinion. Reasonable assurance is a high level of assurance, but is not a guarantee that an audit conducted in accordance with SAs will always detect a material misstatement when it exists. Misstatements can arise from fraud or error and are considered material if, individually or in the aggregate, they could reasonably be expected to influence the economic decisions of users taken on the basis of this Statement.

As part of an audit in accordance with SAs, we exercise professional judgment and maintain professional skepticism throughout the audit. We also:

- Identify and assess the risks of material misstatement of the Statement, whether due to fraud or error, design and perform audit procedures responsive to those risks, and obtain audit evidence that is sufficient and appropriate to provide a basis for our opinion. The risk of not detecting a material misstatement resulting from fraud is higher than for one resulting from error, as fraud may involve collusion, forgery, intentional omissions, misrepresentations, or the override of internal control.
- Obtain an understanding of internal control relevant to the audit in order to design audit procedures that are appropriate in the circumstances. Under Section 143(3) (i) of the Act, we are also responsible for expressing our opinion on whether the Holding Company has adequate internal financial controls with reference to consolidated financial statements in place and the operating effectiveness of such controls.



Independent Auditor's Report on Consolidated Audited Annual Financial Results of Shyam Metals and Energy Limited pursuant to the Regulation 33 of the SEBI (Listing Obligations and Disclosure Requirements) Regulations 2015, as amended (cont'd)

- Evaluate the appropriateness of accounting policies used and the reasonableness of accounting estimates and related disclosures made by the Board of Directors.
- Conclude on the appropriateness of the Board of Directors' use of the going concern basis of accounting and, based on the audit evidence obtained, whether a material uncertainty exists related to events or conditions that may cast significant doubt on the ability of the Group and of its associates and joint venture entities to continue as a going concern. If we conclude that a material uncertainty exists, we are required to draw attention in our auditor's report to the related disclosures in the Statement or, if such disclosures are inadequate, to modify our opinion. Our conclusions are based on the audit evidence obtained up to the date of our auditor's report. However, future events or conditions may cause the Group and of its associates and joint venture entities to cease to continue as a going concern.
- Evaluate the overall presentation, structure and content of the Statement, including the disclosures, and whether the Statement represent the underlying transactions and events in a manner that achieves fair presentation.
- Obtain sufficient appropriate audit evidence regarding the financial statements/financial information of the entities within the Group and of its associates and joint venture entities to express an opinion on the Statement. We are responsible for the direction, supervision and performance of the audit of financial statements of such entities included in the Statement of which we are the independent auditors. For the other entities included in the Statement, which have been audited by other auditors, such other auditors remain responsible for the direction, supervision and performance of the audits carried out by them. We remain solely responsible for our audit opinion.

We communicate with those charged with governance of the Holding Company and such other entities included in the Statement of which we are the independent auditors regarding, among other matters, the planned scope and timing of the audit and significant audit findings, including any significant deficiencies in internal control that we identify during our audit.

We also provide those charged with governance with a statement that we have complied with relevant ethical requirements regarding independence, and to communicate with them all relationships and other matters that may reasonably be thought to bear on our independence, and where applicable, related safeguards.

We also performed procedures in accordance with the circular issued by SEBI under Regulation 33(8) of the Listing Regulations, to the extent applicable.



Independent Auditor's Report on Consolidated Audited Annual Financial Results of Shyam Metalics and Energy Limited pursuant to the Regulation 33 of the SEBI (Listing Obligations and Disclosure Requirements) Regulations 2015, as amended (cont'd)

Other Matters

1. The Statement includes the audited financial results of eleven (11) subsidiaries whose Financial Statements reflect Group's share of total assets of ₹ 2,241.50 crores as at March 31st, 2025, Group's share of total revenue of ₹ 385.49 crores, Group's share of total net profit after tax of ₹ 1.57 crores, and Group's share of total comprehensive income of ₹ 77.71 crores for the period from April 01st, 2024 to March 31st, 2025 and Group's net cash outflow of ₹ 2.33 crores for the year ended as on date respectively, as considered in the Statement. The statement also includes the Group's share of net profit after tax of ₹ 0.12 crores and total comprehensive income of ₹ 1.72 crores for the period from April 01st, 2024 to March 31st, 2025, as considered in the statement in respect of two (2) associates and one (1) joint venture entity. These financial statements have been audited by the other auditors whose reports on financial statements of these entities have been furnished to us by the management and our opinion on the Statement, in so far as it relates to the amounts and disclosures included in respect of these Subsidiaries, associates and joint venture entity, is based solely on the reports of such other auditors and the procedures performed by us are as stated in paragraph above.
2. A subsidiary is located outside India whose financial statements has been prepared in accordance with the accounting principles generally accepted in their respective country and which has been audited by other auditor under generally accepted auditing standards applicable in their respective country. The Holding Company's Management has converted the financial statements of such subsidiary located outside India from accounting principles generally accepted in their respective country to accounting principles generally accepted in India.

These conversion adjustments made by the Management of the Holding Company has not been audited by their auditor. Our opinion on the Statement, in so far as it relates to the financial statements of such step-down subsidiary located outside India is based on the report of other auditor and the conversion adjustments prepared by the Management of the Holding Company. According to the information and explanations given to us by the Management, this financial information is not material to the Group.

Our opinion is not modified in respect of the above matters with respect to our reliance on the work done and the reports of the other auditors and with respect to the above financial information certified by the Management of the Holding Company.

3. The Statement includes the unaudited financial information of one joint venture entity, whose financial information reflects Group's share of total net profit after tax of ₹ Nil and Group's share of total comprehensive income of ₹ Nil, for the period from April 01st, 2024 to March 31st, 2025 for the year ended as on date respectively, as considered in the Statement. This unaudited financial information has been furnished to us by the Management and our opinion on the Statement, in so far as it relates to the amounts and disclosures included in respect of this joint venture entity is based solely on such unaudited financial information. In our opinion and according to the information and explanations given to us by the Management, this financial information is not material to the Group.

Our opinion is not modified with respect to the above financial information certified by the Management.



Independent Auditor's Report on Consolidated Audited Annual Financial Results of Shyam Metals and Energy Limited pursuant to the Regulation 33 of the SEBI (Listing Obligations and Disclosure Requirements) Regulations 2015, as amended (cont'd)

4. The Statement includes the results for the quarter ended March 31st, 2025 being the balancing figure between the audited figures in respect of the full financial year ended March 31st, 2025 and the published unaudited year to date figures up to the third quarter of the current financial year prepared in accordance with the recognition and measurement principles laid down in Indian Accounting Standard 34 "Interim Financial Reporting" which were subject to limited review by us.

Our opinion is not modified in respect of the above matter.

For M S K A and Associates
Chartered Accountants
ICAI Firm Registration No.105047W



Dipak Jaiswal
Partner

Membership No. 063682
UDIN: 25063682BMOTOE8611

Place: Kolkata

Date: May 09th, 2025

Statement of Consolidated audited annual financial results for the quarter and year ended 31 March 2025

(₹ in Crores)

S. No.	Particulars	Quarter ended			Year ended	
		31-Mar-25	31-Dec-24	31-Mar-24	31-Mar-25	31-Mar-24
		Audited (#)	Unaudited	Audited (#)	Audited	Audited
1	Income:					
	(a) Revenue from operations	4,139.36	3,752.51	3,606.20	15,137.50	13,195.22
	(b) Other income	54.24	51.20	51.04	230.63	158.98
	Total income	4,193.60	3,803.71	3,657.24	15,368.13	13,354.20
2	Expenses:					
	(a) Cost of materials consumed	2,902.10	3,044.77	2,495.81	11,336.72	9,593.64
	(b) Purchase of stock-in-trade	0.53	-	27.04	5.88	31.23
	(c) Change in inventories of finished goods and stock-in-trade	94.80	(328.53)	73.96	(401.12)	(146.19)
	(d) Employee benefits expense	109.42	109.87	99.32	434.26	368.52
	(e) Impairment loss	(1.09)	3.96	16.91	2.60	34.76
	(f) Other expenses	518.43	466.68	451.47	1,893.63	1,743.24
	Total expenses	3,624.19	3,296.75	3,164.51	13,271.97	11,625.20
3	Earnings before Interest, Depreciation and amortisation, Share in Profit of associates and Joint Venture and Tax (1-2)	569.41	506.96	492.73	2,096.16	1,729.00
4	Finance cost	43.63	41.17	21.55	143.92	133.28
5	Profit after Finance Cost but before depreciation and amortisation, share in Profit of associates and joint ventures and Tax (3-4)	525.78	465.79	471.18	1,952.24	1,595.72
6	Depreciation and amortisation expense	228.63	202.71	139.36	711.17	656.04
7	Profit before Share in Profit of Associate and Joint Venture and tax (5-6)	297.15	263.08	331.82	1,241.07	939.68
8	Share in Profit of Associate and Joint Venture	0.02	0.01	0.03	0.12	0.12
9	Profit before tax (7+8)	297.17	263.09	331.85	1,241.19	939.80
10	Tax expense:					
	(a) Current tax (Including prior year taxes)	60.31	40.21	30.49	237.43	(100.25)
	(b) Deferred tax charge	16.71	25.57	81.42	94.50	11.05
11	Profit after tax (9-10)	220.15	197.31	219.94	909.26	1,029.00
	Profit / (loss) attributable to:					
	- Non controlling interest	1.40	(0.40)	3.40	1.16	(5.79)
	- Owners of the Company	218.75	197.71	216.54	908.10	1,034.79
12	Other comprehensive income					
	(a) Items that will not be reclassified to profit and loss					
	- Remeasurement of defined benefit plan	(4.23)	0.21	1.20	(3.60)	0.84
	- Equity instruments at fair value through other comprehensive income	27.76	(20.40)	(29.08)	133.16	86.58
	(b) Income tax relating to items that will not be reclassified to profit or loss	(3.56)	2.91	6.55	(0.28)	(20.50)
	(c) Share of OCI in associates and joint ventures, to the extent not to be reclassified into profit or loss	1.15	0.03	-	1.60	-
	Other comprehensive income / (loss) for the period/year	21.12	(17.25)	(21.33)	130.88	66.92
13	Total comprehensive income for the period/year (11+12)	241.27	180.06	198.61	1,040.14	1,095.92
	Total comprehensive income attributable to:					
	- Non controlling interest	11.16	(0.40)	0.02	10.92	(5.79)
	- Owners of the Company	230.11	180.46	198.59	1,029.22	1,101.71
14	Cash Profit (Profit for the year/period attributable to the Owners of the Company+ Depreciation and amortisation expense) (6+11)	448.78	400.02	359.30	1,620.43	1,685.04
15	Paid - up equity share capital (Face Value - ₹ 10 Per Share)	N.A.	N.A.	N.A.	278.22	278.04
16	Other equity	N.A.	N.A.	N.A.	10,275.11	9,368.63
17	Earnings per equity share (not annualised except for year end)					
	(a) Basic (₹)	7.92	7.10	7.94	32.70	39.54
	(b) Diluted (₹)	7.89	7.07	7.91	32.57	39.46

(#) Refer note (ii)



Shyam Metals and Energy Limited
CIN: L40101WB2002PLC095491
Consolidated audited Balance Sheet as at 31 March 2025

(₹ in Crores)

Particulars	As at 31 March 2025	As at 31 March 2024
	Audited	Audited
Assets		
Non - current assets		
a) Property, plant and equipment	6,196.69	3,826.35
b) Right-of-use assets	71.42	72.62
c) Capital work-in-progress	2,708.41	3,764.08
d) Intangible assets	88.57	96.52
e) Investments in associates and joint ventures	3.55	1.83
f) Financial Assets		
i) Investments	1,289.98	1,009.08
ii) Other financial assets	23.62	16.28
g) Non-current tax assets	167.10	342.74
h) Deferred tax assets (Net)	-	32.94
i) Other non-current assets	236.26	173.09
Total non-current assets (A)	10,785.60	9,335.53
Current Assets		
a) Inventories	2,985.44	2,167.90
b) Financial assets		
i) Investments	824.44	1,250.96
ii) Trade receivables	792.51	707.88
iii) Cash and cash equivalents	63.13	39.42
iv) Bank balances other than (iii) above	5.12	11.05
v) Loans	3.69	4.55
vi) Other financial assets	50.28	67.45
c) Other current assets	805.42	839.09
Total current assets (B)	5,530.03	5,088.30
Total assets (A + B)	16,315.63	14,423.83
Equity and Liabilities		
a) Equity share capital	278.22	278.04
b) Other equity	10,275.11	9,368.63
Total equity (A)	10,553.33	9,646.67
Non controlling interest (B)	724.75	671.33
Liabilities		
Non - current liabilities		
a) Financial liabilities		
i) Borrowings	155.21	268.77
ii) Lease liabilities	8.37	8.42
iii) Others financial liabilities	84.97	42.93
b) Provisions	31.11	21.08
c) Deferred tax liabilities (net)	153.25	91.41
d) Other non-current liabilities	0.19	0.23
Total non-current liabilities (C)	433.10	432.84
Current Liabilities		
a) Financial liabilities		
i) Borrowings	624.25	318.67
ii) Lease Liabilities	1.60	1.05
iii) Trade Payables		
(a) Total outstanding dues of micro enterprises and small enterprises	1.22	0.44
(b) Total outstanding dues of other than micro enterprises and small enterprises	2,916.02	2,368.44
iv) Other financial liabilities	681.88	726.06
b) Other current liabilities	328.95	238.50
c) Provisions	12.16	10.01
d) Current tax liabilities (Net)	38.37	9.82
Total current liabilities (D)	4,604.45	3,672.99
Total Equity and Liabilities (A + B + C + D)	16,315.63	14,423.83



Particulars	Year Ended 31 March 2025	Year Ended 31 March 2024
	Audited	Audited
A. Cash flow from operating activities:		
Net profit before tax	1,241.19	939.80
Adjustments for:		
Depreciation and amortization expenses	711.17	656.04
Provision for employee benefit obligations	9.29	8.23
Provision for slow and non-moving items	1.65	2.29
Share-based payment to employees	14.76	7.41
Dividend income	(0.86)	(1.08)
Share in profit/(loss) of joint ventures and associates	(0.12)	(0.12)
(Gain) / loss on forward contracts	(2.55)	2.07
Gain on fair valuation of financial instrument carried at fair value through profit or loss	(92.80)	(67.95)
Impairment loss	2.60	34.76
Unrealised foreign exchange fluctuations	(10.11)	(4.23)
Profit on sale of property, plant and equipment	-	(0.05)
Interest income on financial assets carried at amortised cost	125.36	(73.86)
Finance cost	143.92	133.28
Others	1.71	1.08
Operating profit before working capital changes	2,145.21	1,637.67
Adjustments for changes in working capital:		
Increase/(Decrease) in Liabilities:		
Trade payables	560.43	833.91
Financial liabilities (Non-current)	42.04	11.15
Financial liabilities (Current)	7.03	10.88
Provisions (Non-current)	(2.86)	3.09
Provisions (Current)	2.15	(1.05)
Other liabilities	88.70	(195.52)
(Increase) / Decrease in Assets:		
Trade receivables	(82.88)	(116.61)
Inventories	(819.19)	43.99
Financial assets (Non-current)	(0.44)	6.87
Financial assets (Current)	19.05	(20.49)
Other assets (Non-current)	4.48	(5.41)
Other assets (Current)	33.67	(237.09)
Cash flow from operating activities before taxes	1,997.39	1,971.39
Direct taxes paid (net)	(33.24)	(177.01)
Net cash generated from operating activities (A)	1,964.15	1,794.38
B. Cash flow from investing activities:		
Purchase of property, plant & equipment including capital work in progress (net)	(2,148.32)	(1,887.81)
Sale proceeds / (purchase) of investments (net)	371.58	(633.04)
(Investments made in)/ redemption of fixed deposits with banks	(0.97)	97.17
Payment made towards acquisition of shares by ESOP Trust	-	(45.92)
Payment made pursuant to acquisition of entity	-	(373.23)
Dividends received	0.86	1.08
Loans and advances recovered / (given)	0.86	(3.58)
Interest received on financial assets carried at amortised cost	(128.46)	83.73
Net cash used in investing activities (B)	(1,904.45)	(2,761.60)
C. Cash flow from financing activities:		
Repayment of non-current borrowings	(116.09)	(316.09)
Proceeds from non-current borrowings	-	252.19
(Repayments of) / proceed from current borrowings (net)	305.58	(511.31)
Proceeds from exercise of employee stock options	5.28	-
Repayment of lease liabilities	(1.61)	(0.45)
Proceeds from issuance of equity shares (net of issue related expenses)	-	1,379.09
Proceeds from issue of securities to non-controlling Interest	42.50	291.51
Dividends paid	(137.88)	(46.36)
Finance cost paid	(133.77)	(132.73)
Net cash (used in) / generated from financing activities (C)	(35.99)	915.85
Net increase / (decrease) in cash & cash equivalents (A+B+C)	23.71	(51.37)
Cash and cash equivalents at the beginning of the year	39.42	90.79
Cash and cash equivalents at the end of the year	63.13	39.42



Notes to the Consolidated audited annual financial results for the quarter and year ended 31 March 2025

- (i) In terms of Regulation 33 of the SEBI (Listing Obligations and Disclosure Requirements) 2015 as amended, the above consolidated audited annual financial results of the Group has been reviewed by the Audit Committee and approved by the Board of Directors at their respective meetings held on 9 May 2025. The statutory auditors have carried out an audit of these consolidated audited annual financial results for the year ended 31 March 2025 and have issued an unmodified opinion.
- (ii) The above statement has been prepared in accordance with the Indian Accounting Standards notified under Section 133 of the Companies Act 2013, as amended, read with relevant rules there under and in terms of Regulation 33 of the SEBI (Listing Obligations and Disclosure Requirements) 2015, amended.
- The figures for the quarter ended 31 March 2025 and 31 March 2024 are arrived at as difference between audited figures in respect of the full financial year and the unaudited published figures for nine-months ended for 31 December 2024 and 31 December 2023 respectively.
- (iii) During the year ended 31 March 2025, Shyam Sel and Power Limited (a wholly-owned subsidiary of the Holding Company) has successfully commissioned its coke oven, blast furnace, sinter and cold rolling mill plants at its Jamuria Unit (West Bengal), to meet the growing demand for high quality steel in the domestic and international markets.
- (iv) The Group is primarily engaged in the manufacturing of steel and allied products including pellets, sponge iron, MS billets, TMT and long products, speciality alloys, stainless steel and generation of power. Accordingly, steel and allied products is the only reportable business segment in line with the segment wise information which is being presented to the CODM in accordance with Ind AS 108 – Segment Reporting.
- (v) The Board of Directors of one of the Subsidiary Companies, Shyam Sel & Power Limited ('SSEL'), at its meeting held on 23 August 2024, had considered and approved the merger of SSEL's wholly owned subsidiary, namely, Shyam Metals Flat Product Private Limited ('SMFPPL') into SSEL by way of a scheme of amalgamation ('the Scheme'). The Kolkata Bench of the Hon'ble National Company Law Tribunal ('NCLT') approved the scheme, vide its order dated 17 March 2025. The accounting treatment pursuant to the Scheme has been given effect from 01 April 2023, in accordance with Appendix C to Ind AS 103 - Business Combinations ("Ind AS 103"). As per guidance on accounting for common control transactions contained in Ind AS 103, the merger has been accounted for using the pooling of interest method.
- (vi) During the year ended 31 March 2025, the Holding Company has transferred 184,595 number of equity shares to the eligible employees of the Group pursuant to the exercise of vested stock options which were issued to them by the Holding Company vide its 'SMEL Performance ESOP Scheme (ESOP 2023)', and 'SMEL Loyalty Scheme (ESOP II- 2023)'.
- (vii) Subsequent to the reporting date, the Board of Directors of the Holding Company have recommended a final dividend of ₹ 2.25 per equity share on 278,223,162 equity shares, which is subject to approval of the Members of the Holding Company at the ensuing Annual General Meeting ('AGM').
- (viii) Figures for the previous period/year have been regrouped/ reclassified wherever necessary to conform to current period's classification.
- (ix) The above consolidated audited annual financial results are also available on the Holding Company's website (www.shyammetals.com) and on the stock exchange website www.bseindia.com/www.nseindia.com.
- (x) There were no items in the nature of discontinued operations during the respective period / year reported above.



For and on behalf of Board of Directors

Mahabir Prasad Agarwal
Chairman
DIN: 00235780
Place: Kolkata
Date: 09 May 2025



(This space has been intentionally left blank)

Independent Auditor's Report on Standalone Audited Annual Financial Results of Shyam Metals and Energy Limited pursuant to the Regulation 33 of the SEBI (Listing Obligations and Disclosure Requirements) Regulations 2015, as amended

To the Board of Directors of Shyam Metals and Energy Limited

Report on the Audit of Standalone Audited Annual Financial Results

Opinion

We have audited the accompanying statement of standalone audited annual financial results of **Shyam Metals and Energy Limited** (hereinafter referred to as 'the Company') for the year ended March 31st, 2025 ('the Statement'), attached herewith, being submitted by the Company pursuant to the requirement of Regulation 33 of the SEBI (Listing Obligations and Disclosure Requirements) Regulations, 2015, as amended ('Listing Regulations').

In our opinion and to the best of our information and according to the explanations given to us, and based on the consideration of reports of other auditor on the separate audited financial statements of Shyam Metals Employees Welfare Trust ("ESOP Trust"), the aforesaid Statement:

- (i) is presented in accordance with the requirements of the Listing Regulations in this regard; and
- (ii) gives a true and fair view, in conformity with the recognition and measurement principles laid down in the applicable accounting standards prescribed under Section 133 of the Companies Act, 2013 ("the Act"), read with Companies (Indian Accounting Standards) Rules, 2015, as amended, and other accounting principles generally accepted in India, of the net profit and other comprehensive income and other financial information of the Company and ESOP Trust for the year ended March 31st, 2025.

Basis for Opinion

We conducted our audit in accordance with the Standards on Auditing (SA's) specified under section 143(10) of the Act. Our responsibilities under those SAs are further described in the Auditor's Responsibilities for the Audit of the standalone audited annual financial results section of our report. We are independent of the Company in accordance with the Code of Ethics issued by the Institute of Chartered Accountants of India together with the ethical requirements that are relevant to our audit of the standalone financial statements under the provisions of the Act and the Rules thereunder, and we have fulfilled our other ethical responsibilities in accordance with these requirements and the Code of Ethics.

We believe that the audit evidence obtained by us and the other auditor in terms of the report referred to in "Other Matters" paragraph below, is sufficient and appropriate to provide a basis for our opinion.



**Independent Auditor's Report on Standalone Audited Annual Financial Results of the Shyam
Metalics and Energy Limited pursuant to the Regulation 33 of the SEBI (Listing Obligations and
Disclosure Requirements) Regulations 2015, as amended (cont'd)**

**Management and Board of Directors' Responsibilities for the Standalone Audited Annual Financial
Results**

This Statement, which is the responsibility of the Company's Management and approved by the Board of Directors, has been prepared on the basis of the standalone annual financial statements. The Company's Board of Directors are responsible for the preparation and presentation of this Statement that gives a true and fair view of the net profit and other comprehensive income and other financial information in accordance with the recognition and measurement principles laid down in accordance with the Indian Accounting Standards prescribed under Section 133 of the Act read with Companies (Indian Accounting Standards) Rules, 2015, as amended, issued thereunder and other accounting principles generally accepted in India and is in compliance with the Listing Regulations. The respective Management and Board of Directors of the Company and the Trustees of the ESOP Trust are responsible for maintenance of adequate accounting records in accordance with the provisions of the Act for safeguarding of the assets of the Company and the ESOP Trust and for preventing and detecting frauds and other irregularities; selection and application of appropriate accounting policies; making judgments and estimates that are reasonable and prudent; and the design, implementation and maintenance of adequate internal financial controls, that were operating effectively for ensuring accuracy and completeness of the accounting records, relevant to the preparation and presentation of the Statement that give a true and fair view and are free from material misstatement, whether due to fraud or error.

In preparing the Statement, the Board of Directors of the Company and the Trustees of the ESOP Trust are respectively responsible for assessing the ability of the Company / ESOP Trust to continue as a going concern, disclosing, as applicable, matters related to going concern and using the going concern basis of accounting unless the Board of Directors / Trustees of the ESOP Trust either intends to liquidate the Company/ESOP Trust or to cease operations, or has no realistic alternative but to do so.

The respective Board of Directors of the Company and Trustees of the ESOP Trust are responsible for overseeing the financial reporting process of the Company and the ESOP Trust.

Auditors' Responsibilities for the Audit of the Standalone Audited Annual Financial Results

Our objectives are to obtain reasonable assurance about whether the Statement as a whole is free from material misstatement, whether due to fraud or error, and to issue an auditor's report that includes our opinion. Reasonable assurance is a high level of assurance, but is not a guarantee that an audit conducted in accordance with SAs will always detect a material misstatement when it exists. Misstatements can arise from fraud or error and are considered material if, individually or in the aggregate, they could reasonably be expected to influence the economic decisions of users taken on the basis of this Statement.



**Independent Auditor's Report on Standalone Audited Annual Financial Results of the Shyam
Metalics and Energy Limited pursuant to the Regulation 33 of the SEBI (Listing Obligations and
Disclosure Requirements) Regulations 2015, as amended (cont'd)**

As part of an audit in accordance with SAs, we exercise professional judgment and maintain professional skepticism throughout the audit. We also:

- Identify and assess the risks of material misstatement of the Statement, whether due to fraud or error, design and perform audit procedures responsive to those risks, and obtain audit evidence that is sufficient and appropriate to provide a basis for our opinion. The risk of not detecting a material misstatement resulting from fraud is higher than for one resulting from error, as fraud may involve collusion, forgery, intentional omissions, misrepresentations, or the override of internal control.
- Obtain an understanding of internal control relevant to the audit in order to design audit procedures that are appropriate in the circumstances. Under Section 143(3) (i) of the Act, we are also responsible for expressing our opinion on whether the Company has adequate internal financial controls with reference to standalone financial statements in place and the operating effectiveness of such controls.
- Evaluate the appropriateness of accounting policies used and the reasonableness of accounting estimates and related disclosures made by the Board of Directors / Trustees of the ESOP Trust
- Conclude on the appropriateness of the Board of Directors' / Trustees of the ESOP Trust's use of the going concern basis of accounting and, based on the audit evidence obtained, whether a material uncertainty exists related to events or conditions that may cast significant doubt on the ability of the Company to continue as a going concern. If we conclude that a material uncertainty exists, we are required to draw attention in our auditor's report to the related disclosures in the Statement or, if such disclosures are inadequate, to modify our opinion. Our conclusions are based on the audit evidence obtained up to the date of our auditor's report. However, future events or conditions may cause the Company to cease to continue as a going concern.
- Evaluate the overall presentation, structure and content of the Statement, including the disclosures, and whether the Statement represents the underlying transactions and events in a manner that achieves fair presentation.
- Obtain sufficient appropriate audit evidence regarding the financial results of the ESOP Trust to express an opinion on the standalone audited annual financial results. For the ESOP Trust included in the standalone audited annual financial results, which has been audited by other auditor, such other auditor remains responsible for the direction, supervision and performance of the audit carried out by them. We remain solely responsible for our audit opinion.

We communicate with those charged with governance of the Company of which we are the independent auditors regarding, among other matters, the planned scope and timing of the audit and significant audit findings, including any significant deficiencies in internal control that we identify during our audit.



**Independent Auditor's Report on Standalone Audited Annual Financial Results of the Shyam
Metalics and Energy Limited pursuant to the Regulation 33 of the SEBI (Listing Obligations and
Disclosure Requirements) Regulations 2015, as amended (cont'd)**

We also provide those charged with governance with a statement that we have complied with relevant ethical requirements regarding independence, and to communicate with them all relationships and other matters that may reasonably be thought to bear on our independence, and where applicable, related safeguards.

We also performed procedures in accordance with the circular issued by SEBI under Regulation 33(8) of the Listing Regulations, to the extent applicable.

Other Matters

The Statement includes the audited financial statements of the ESOP Trust, whose financial statements reflect total assets of ₹ 39.36 crores as at March 31st, 2025 and total revenues of ₹ 8.72 crores, total net profit after tax of ₹ 0.37 crores and total comprehensive income of ₹ 0.37 crores, for the period from April 01st, 2024 to March 31st, 2025, and net cash flows amounting to ₹ 0.40 crores for the period ended on that date, as considered in the Statement. These financial statements have been audited by the other auditor whose report has been furnished to us, and our opinion in so far as it relates to the amounts and disclosures included in respect thereof, is based solely on the report of such other auditor.

The Statement includes the results for the quarter ended March 31st, 2025 being the balancing figure between the audited figures in respect of the full financial year and the published unaudited year-to-date figures up to the third quarter of the current financial year prepared in accordance with the recognition and measurement principles laid down in Indian Accounting Standard 34 "Interim Financial Reporting" which were subject to limited review by us.

Our opinion is not modified in respect of the above matters.

For M S K A & Associates

Chartered Accountants

ICAI Firm Registration No.105047W



Dipak Jaiswal
Partner

Membership No. 063682

UDIN: 25063682BMOTOD4500

Place: Kolkata

Date: May 09th, 2025

Shyam Metals and Energy Limited
Registered Office : Trinity Tower, 7th Floor, 83 Topsia Road, Kolkata - 700 046
CIN: L40101WB2002PLC095491

Statement of standalone audited annual financial results for the quarter and year ended 31 March 2025

(₹ in Crores)

S. No.	Particulars	Quarter ended			Year ended	
		31-Mar-25	31-Dec-24	31-Mar-24	31-Mar-25	31-Mar-24
		Audited (#)	Unaudited	Audited (#)	Audited	Audited
1	Income:					
	(a) Revenue from operations	1,599.08	1,621.39	1,758.92	6,473.57	6,668.45
	(b) Other income	29.62	29.50	36.69	144.32	96.40
	Total income	1,628.70	1,650.89	1,795.61	6,617.89	6,764.85
2	Expenses:					
	(a) Cost of materials consumed	1,051.37	1,145.21	1,198.12	4,382.83	4,433.14
	(b) Purchase of stock-in-trade	30.49	104.56	130.74	341.57	641.26
	(c) Change in inventories of finished goods and stock-in-trade	94.05	(74.36)	22.42	(0.20)	(14.11)
	(d) Employee benefits expense	48.53	50.21	49.66	198.19	179.66
	(e) Impairment loss	(0.72)	1.44	1.17	(1.54)	10.30
	(f) Other expenses	204.86	202.62	179.83	775.70	781.95
	Total expenses	1,428.58	1,429.68	1,581.94	5,696.55	6,032.20
3	Earnings before Interest, Depreciation and amortisation (1-2)	200.12	221.21	213.67	921.34	732.65
4	Finance costs	12.77	10.58	9.89	49.88	57.93
5	Profit after Finance Cost but before depreciation and amortisation and Tax (3-4)	187.35	210.63	203.78	871.46	674.72
6	Depreciation and amortisation expense	55.23	53.86	55.15	211.00	218.68
7	Profit before tax (5-6)	132.12	156.77	148.63	660.46	456.04
8	Tax Expense:					
	(a) Current tax (including prior year taxes)	22.70	37.84	30.77	172.28	112.48
	(b) Deferred tax charge / (credit)	9.89	0.06	7.55	(1.44)	(7.84)
9	Profit after tax (7-8)	99.53	118.87	110.31	489.62	351.40
10	Other comprehensive income					
	(a) Items that will not be reclassified to profit and loss					
	- Remeasurement of defined benefit plan	(2.57)	0.38	1.55	(1.44)	1.51
	- Equity instruments at fair value through other comprehensive income	(62.26)	(18.73)	(29.11)	44.62	87.01
	(b) Income tax relating to items that will not be reclassified to profit or loss	8.91	2.67	6.46	11.89	(20.72)
	Other comprehensive income for the period/year	(55.92)	(15.68)	(21.10)	55.07	67.80
11	Total comprehensive income for the period/year (9+10)	43.61	103.19	89.21	544.69	419.20
12	Cash Profit (Profit for the year/period + Depreciation and amortisation expense) (6+9)	154.76	172.73	165.46	700.62	570.08
13	Paid - up equity share capital (Face Value - ₹ 10 Per Share)	N.A	N.A	N.A	278.22	278.04
14	Other Equity	N.A	N.A	N.A	5,708.89	5,286.88
15	Earnings per equity share (not annualised except for year end)					
	(a) Basic (₹)	3.58	4.28	3.98	17.61	13.50
	(b) Diluted (₹)	3.57	4.26	3.97	17.54	13.47

(#) Refer note (ii)



Shyam Metals and Energy Limited
CIN: L40101WB2002PLC095491
Standalone audited Balance Sheet as at 31 March 2025

(₹ in Crores)

Particulars	As at 31 March 2025	As at 31 March 2024
	Audited	Audited
Assets		
Non - current assets		
a) Property, plant and equipment	1,703.25	1,350.97
b) Right-of-use assets	24.51	24.60
c) Capital work-in-progress	286.70	415.34
d) Intangible assets	2.46	2.91
e) Investments in subsidiaries, associates and joint ventures	1,723.20	923.20
f) Financial Assets		
i) Investments	1,091.57	973.06
ii) Other financial assets	16.60	15.31
g) Non-current tax assets	81.43	81.43
h) Other non-current assets	111.73	60.83
Total non-current assets (A)	5,041.45	3,847.65
Current assets		
a) Inventories	890.46	770.13
b) Financial assets		
i) Investments	349.31	790.31
ii) Trade receivables	934.39	908.86
iii) Cash and cash equivalents	29.19	23.80
iv) Bank balances other than (iii) above	0.98	1.19
v) Loans	0.13	597.14
vi) Other financial assets	14.12	16.14
c) Other current assets	163.25	308.81
Total current assets (B)	2,381.83	3,416.38
Total assets (A + B)	7,423.28	7,264.03
EQUITY AND LIABILITIES		
Equity		
a) Equity share capital	278.22	278.04
b) Other equity	5,708.89	5,286.88
Total equity (A)	5,987.11	5,564.92
Liabilities		
Non-current liabilities		
a) Financial liabilities		
i) Borrowings	1.20	1.76
ii) Lease liabilities	1.29	1.65
iii) Other financial liabilities	17.15	15.57
b) Provisions	13.89	9.91
c) Deferred tax liabilities (net)	77.71	91.04
Total non-current liabilities (B)	111.24	119.93
Current liabilities		
a) Financial liabilities		
i) Borrowings	201.30	100.95
ii) Lease liabilities	0.92	0.44
iii) Trade payables		
Total outstanding due of micro enterprise and small enterprise	-	-
Total outstanding due to creditors other than micro enterprise and small enterprise	873.12	1,280.78
iv) Other financial liabilities	67.06	77.65
b) Other current liabilities	144.66	108.47
c) Provisions	5.16	4.79
d) Current tax liabilities (net)	32.72	6.10
Total current liabilities (C)	1,324.94	1,579.18
Total equity and liabilities (A + B + C)	7,423.28	7,264.03



Particulars	Year ended 31 March 2025	Year ended 31 March 2024
	Audited	Audited
A. Cash flow from operating activities:		
Net profit before tax	660.46	456.04
Adjustments for:		
Depreciation and amortization expenses	211.00	218.68
Provision for employee benefit obligations	4.60	2.64
Provision for slow and non-moving items	0.18	0.43
Impairment loss	(1.54)	10.30
Profit on sale of property, plant and equipment	-	(0.05)
Share based payment to employees	4.73	3.82
Unrealised foreign exchange fluctuations	(2.64)	(4.42)
Gain on fair value of financial instruments carried at fair value through profit or loss	(50.97)	(31.25)
Interest income on financial assets carried at amortised cost	(92.25)	(62.52)
Finance cost	49.88	57.93
Others	0.09	0.12
Operating profit before working capital changes	783.54	651.72
Adjustments for changes in working capital:		
Increase/(decrease) in liabilities:		
Trade payables	(405.49)	518.97
Financial liabilities (non-current)	1.58	0.32
Financial liabilities (current)	3.05	2.55
Provisions (non-current)	2.54	2.26
Provisions (current)	(4.23)	(0.75)
Other liabilities	36.10	(193.82)
(Increase) / decrease in assets:		
Trade receivables	(23.54)	(690.14)
Inventories	(120.51)	377.25
Financial assets (non-current)	0.31	1.79
Financial assets (current)	0.15	(1.68)
Other non-current assets	4.82	(6.74)
Other current assets	145.49	(68.58)
Cash flow from operating activities before taxes	423.81	593.15
Direct taxes paid (net)	(145.41)	(87.92)
Net cash generated from operating activities (A)	278.40	505.23
B. Cash flow from investing activities:		
Purchase of Property, plant & equipment including capital work in progress (net)	(501.89)	(321.76)
Proceeds from sale of Property, plant & equipment	-	0.18
Sale proceeds / (purchase) of investments (net)	418.08	(616.34)
Investments made in subsidiary company	(800.00)	-
(Investments made in) / redemption of fixed deposits with banks	(1.31)	5.59
Payment made towards acquisition of shares by ESOP Trust	-	(45.92)
Loans and advances recovered / (given)	597.01	(597.01)
Interest received on financial assets carried at amortised cost	99.31	55.98
Net cash used in investing activities (B)	(188.80)	(1,519.28)
C. Cash flow from financing activities:		
Proceeds from issuance of equity shares (net of issue related expenses)	-	1,379.09
Proceeds from non current borrowings	-	1.78
Repayment of non current borrowings	(0.69)	(0.42)
Proceeds from / (repayment of) current borrowings	100.48	(288.40)
Proceeds from exercise of employee stock options	5.28	-
Repayment of lease liabilities	(0.94)	(0.94)
Dividends paid	(137.88)	(46.36)
Finance cost paid	(50.46)	(52.94)
Net cash (used in) / generated from financing activities (C)	(84.21)	991.81
Net increase / (decrease) in cash & cash equivalents (A+B+C)	5.39	(22.24)
Cash and cash equivalents at the beginning of the year	23.80	46.04
Cash and cash equivalents at the end of the year	29.19	23.80



Notes to the Standalone audited annual financial results for the quarter and year ended 31 March 2025

(i) In terms of Regulation 33 of the SEBI (Listing Obligations and Disclosure Requirements) 2015 as amended, the above Statement of Standalone audited annual financial results of the Company has been reviewed by the Audit Committee and approved by the Board of Directors at their respective meetings held on 9 May 2025. The statutory auditors have carried out an audit of these Standalone audited annual financial results for the year ended 31 March 2025, and have issued an unmodified opinion.

(ii) The above statement has been prepared in accordance with the Indian Accounting Standards notified under Section 133 of the Companies Act 2013, as amended, read with relevant rules there under and in terms of Regulation 33 of the SEBI (Listing Obligations and Disclosure Requirements) 2015, amended.

The figures for the quarter ended 31 March 2025 and 31 March 2024 are arrived at as difference between audited figures in respect of the full financial year and the unaudited published figures for nine-months ended for 31 December 2024 and 31 December 2023 respectively.

(iii) The Company is primarily engaged in the manufacturing of steel and allied products including pellets, sponge iron, MS billets, TMT and long products, speciality alloys and generation of power. Accordingly, steel and allied products is the only reportable business segment in line with the segment wise information which is being presented to the CODM in accordance with Ind AS 108 – Segment Reporting.

(iv) During the year ended 31 March 2025, the Company has transferred 184,595 number of equity shares to the eligible employees of the Company and its subsidiary company pursuant to the exercise of vested stock options which were issued to them by the Company vide its 'SMEL Performance ESOP Scheme (ESOP 2023)', and 'SMEL Loyalty Scheme (ESOP II- 2023)'.

(v) Subsequent to the reporting date, the Board of Directors of the Company have recommended a final dividend of ₹ 2.25 per equity share on 278,223,162 equity shares, which is subject to approval of the Members of the Company at the ensuing Annual General Meeting ('AGM').

(vi) Figures for the previous period/year have been regrouped/ reclassified wherever necessary to conform to current period's classification.

(vii) The above Standalone audited annual financial results are also available on the Company's website (www.shyammetals.com) and on the stock exchange website www.bseindia.com/www.nseindia.com.

(viii) There were no items in the nature of exceptional/ discontinued operations during the respective period / year reported above.



For and on behalf of Board of Directors


Mahabir Prasad Agarwal
Chairman
DIN: 00235780
Place: Kolkata
Date: 09 May 2025



(This space has been intentionally left blank)

General information about company	
Script code*	543299
NSE Symbol*	SHYAMMETL
MSEI Symbol*	NOTLISTED
ISIN*	INE810G01011
Name of company	SHYAM METALICS AND ENERGY LIMITED
Type of company	Main Board
Class of security	Equity
Date of start of financial year	01-04-2024
Date of end of financial year	31-03-2025
Date of board meeting when results were approved	09-05-2025
Date at which prior intimation of the meeting for considering financial results was informed to the exchange	01-05-2025
Description of presentation currency	INR
Level of rounding	Crores
Reporting Type	Quarterly
Reporting Quarter	Fourth quarter
Nature of report standalone or consolidated	Standalone
Whether results are audited or unaudited for the quarter ended	Audited
Whether results are audited or unaudited for the Year to date for current period ended/year ended	Audited
Segment Reporting	Single segment
Description of single segment	Steel and allied products
Start date and time of board meeting	09-05-2025 11:00
End date and time of board meeting	09-05-2025 12:55
Whether cash flow statement is applicable on company	Yes
Type of cash flow statement	Cash Flow Indirect
Declaration of unmodified opinion or statement on impact of audit qualification	Declaration of unmodified opinion
Whether the company has any related party?	Yes
Whether the company has entered into any Related Party transaction during the selected half year for which it wants to submit disclosure?	Yes
(I) We declare that the acceptance of fixed deposits by the bank/Non-Banking Finance Company are at the terms uniformly applicable/offered to all shareholders/public	NA
(II) We declare that the scheduled commercial bank, as per RBI circular RBI/DBR/2015-16/19 dated March 03, 2016, has allowed additional interest of one per cent per annum, over and above the rate of interest mentioned in the schedule of interest rates on savings or a term deposits of bank's staff and their exclusive associations as well as on deposits of Chairman, Chairman & Managing Director, Executive Director or such other Executives appointed for a fixed tenure	NA
(III) Whether the company is a 'high value debt listed entity' according to regulation 15 (1A)?	No
(a) If answer to above question is Yes, whether complying with proviso to regulation 23 (9), i.e., submitting RPT disclosures on the day of results publication?	
(b) If answer to above question is No, please explain the reason for not complying	



Whether the updated Related Party Transactions (RPT) Policy (in compliance with Reg. 23 of SEBI LODR) has been uploaded on the website of the Company?		Yes
Latest Date on which RPT policy is updated		28-01-2025
Indicate Company website link for updated RPT policy of the Company		https://www.shyammetals.com/
Whether statement on deviation or variation for proceeds of public issue, rights issue, preferential issue, qualified institutions placement etc. is applicable to the company for the current quarter?		No
No. of times funds raised during the quarter		
Whether the disclosure for the Default on Loans and Debt Securities is applicable to the entity?	No	There has been no default on loans and debt securities.



Financial Results -- Ind-AS			
Particulars		3 months/ 6 months ended (dd-mm-yyyy)	Year to date figures for current period ended (dd-mm-yyyy)
Date of start of reporting period		01-01-2025	01-04-2024
Date of end of reporting period		31-03-2025	31-03-2025
Whether results are audited or unaudited		Audited	Audited
Nature of report standalone or consolidated		Standalone	Standalone
Part I	Blue color marked fields are non-mandatory. For Consolidated Results, if the company has no figures for 3 months / 6 months ended, in such case zero shall be inserted in the said column.		
1	Income		
	Revenue from operations	1599.08	6473.57
	Other income	29.62	144.32
	Total income	1628.7	6617.89
2	Expenses		
(a)	Cost of materials consumed	1051.37	4382.83
(b)	Purchases of stock-in-trade	30.49	341.57
(c)	Changes in inventories of finished goods, work-in-progress and stock-in-trade	94.05	-0.2
(d)	Employee benefit expense	48.53	198.19
(e)	Finance costs	12.77	49.88
(f)	Depreciation, depletion and amortisation expense	55.23	211
(g)	Other Expenses		
1	Impairment loss	-0.72	-1.54
2	Other expenses	204.86	775.7
	Total other expenses	204.14	774.16
	Total expenses	1496.58	5957.43
3	Total profit before exceptional items and tax	132.12	660.46
4	Exceptional items	0	0
5	Total profit before tax	132.12	660.46
6	Tax expense		
7	Current tax	22.7	172.28
8	Deferred tax	9.89	-1.44
9	Total tax expenses	32.59	170.84
10	Net movement in regulatory deferral account balances related to profit or loss and the related deferred tax movement	0	0
11	Net Profit Loss for the period from continuing operations	99.53	489.62
12	Profit (loss) from discontinued operations before tax	0	0



13	Tax expense of discontinued operations	0	0	
14	Net profit (loss) from discontinued operation after tax	0	0	
15	Share of profit (loss) of associates and joint ventures accounted for using equity method	0	0	
16	Total profit (loss) for period	99.53	489.62	
17	Other comprehensive income net of taxes	-55.92	55.07	
18	Total Comprehensive Income for the period	43.61	544.69	
19	Total profit or loss, attributable to			
	Profit or loss, attributable to owners of parent			
	Total profit or loss, attributable to non-controlling interests			
20	Total Comprehensive income for the period attributable to			
	Comprehensive income for the period attributable to owners of parent			
	Total comprehensive income for the period attributable to owners of parent non-controlling interests			
21	Details of equity share capital			
	Paid-up equity share capital	278.22	278.22	
	Face value of equity share capital	10	10	
22	Reserves excluding revaluation reserve		5708.89	
23	Earnings per share			
i	Earnings per equity share for continuing operations			
	Basic earnings (loss) per share from continuing operations	3.58	17.61	
	Diluted earnings (loss) per share from continuing operations	3.57	17.54	
ii	Earnings per equity share for discontinued operations			
	Basic earnings (loss) per share from discontinued operations	0	0	
	Diluted earnings (loss) per share from discontinued operations	0	0	
iii	Earnings per equity share (for continuing and discontinued operations)			
	Basic earnings (loss) per share from continuing and discontinued operations	3.58	17.61	
	Diluted earnings (loss) per share from continuing and discontinued operations	3.57	17.54	
24	Debt equity ratio			Textual Information(1)
25	Debt service coverage ratio			Textual Information(2)
26	Interest service coverage ratio			Textual Information(3)
27	Disclosure of notes on financial results	Textual Information(4)		



	Other current financial liabilities	67.98
	Total current financial liabilities	1142.4
	Other current liabilities	144.66
	Provisions, current	5.16
	Current tax liabilities (Net)	32.71
	Deferred government grants, Current	0
	Total current liabilities	1324.93
3	Liabilities directly associated with assets in disposal group classified as held for sale	0
4	Regulatory deferral account credit balances and related deferred tax liability	0
	Total liabilities	1436.17
	Total equity and liabilities	7423.28
	D. closure of notes on assets and liabilities	Textual Information(1)



Other Comprehensive Income			
Date of start of reporting period		01-01-2025	01-01-2024
Date of end of reporting period		31-03-2025	31-03-2025
Whether results are audited or unaudited		Audited	Audited
Nature of report standalone or consolidated		Standalone	Standalone
Other comprehensive income [Abstract]			
1	Amount of items that will not be reclassified to profit and loss		
1	Remeasurement of Defined Benefit Plan	-2.57	-1.44
2	Equity instruments at fair value through other comprehensive income	-62.26	44.62
	Total Amount of items that will not be reclassified to profit and loss	-64.83	43.18
2	Income tax relating to items that will not be reclassified to profit or loss	-8.91	-11.89
3	Amount of items that will be reclassified to profit and loss		
	Total Amount of items that will be reclassified to profit and loss		
4	Income tax relating to items that will be reclassified to profit or loss	0.00	0.00
5	Total Other comprehensive income	-55.92	55.07



Cash flow statement, indirect		
Particulars		Year ended (dd-mm-yyyy)
Date of start of reporting period		01-04-2024
Date of end of reporting period		31-03-2025
Whether results are audited or unaudited		Audited
Nature of report standalone or consolidated		Standalone
Part I	Blue color marked fields are non-mandatory.	
1	Statement of cash flows	
	Cash flows from used in operating activities	
	Profit before tax	660.46
2	Adjustments for reconcile profit (loss)	
	Adjustments for finance costs	49.88
	Adjustments for decrease (increase) in inventories	-120.51
	Adjustments for decrease (increase) in trade receivables, current	-23.54
	Adjustments for decrease (increase) in trade receivables, non-current	0
	Adjustments for decrease (increase) in other current assets	145.49
	Adjustments for decrease (increase) in other non-current assets	4.82
	Adjustments for other financial assets, non-current	0.31
	Adjustments for other financial assets, current	0.15
	Adjustments for other bank balances	0
	Adjustments for increase (decrease) in trade payables, current	-405.49
	Adjustments for increase (decrease) in trade payables, non-current	0
	Adjustments for increase (decrease) in other current liabilities	36.1
	Adjustments for increase (decrease) in other non-current liabilities	0
	Adjustments for depreciation and amortisation expense	211
	Adjustments for impairment loss reversal of impairment loss recognised in profit or loss	-1.54
	Adjustments for provisions, current	-4.23
	Adjustments for provisions, non-current	2.54
	Adjustments for other financial liabilities, current	3.05
	Adjustments for other financial liabilities, non-current	1.58
	Adjustments for unrealised foreign exchange losses/gains	-2.64
	Adjustments for dividend income	0
	Adjustments for interest income	92.25
	Adjustments for share-based payments	0
	Adjustments for fair value losses (gains)	-50.97
	Adjustments for undistributed profits of associates	0



	Other adjustments for which cash effects are investing or financing cash flow	0
	Other adjustments to reconcile profit (loss)	9.6
	Other adjustments for non-cash items	0
	Share of profit and loss from partnership firm or association of persons or limited liability partnerships	0
	Total adjustments for reconcile profit (loss)	-236.65
	Net cash flows from (used in) operations	423.81
	Dividends received	0
	Interest paid	0
	Interest received	0
	Income taxes paid (refund)	145.41
	Other inflows (outflows) of cash	0
	Net cash flows from (used in) operating activities	278.4
3	Cash flows from used in investing activities	
	Cash flows from losing control of subsidiaries or other businesses	0
	Cash flows used in obtaining control of subsidiaries or other businesses	800
	Other cash receipts from sales of equity or debt instruments of other entities	0
	Other cash payments to acquire equity or debt instruments of other entities	0
	Other cash receipts from sales of interests in joint ventures	0
	Other cash payments to acquire interests in joint ventures	0
	Cash receipts from share of profits of partnership firm or association of persons or limited liability partnerships	0
	Cash payment for investment in partnership firm or association of persons or limited liability partnerships	0
	Proceeds from sales of property, plant and equipment	0
	Purchase of property, plant and equipment	501.89
	Proceeds from sales of investment property	418.08
	Purchase of investment property	0
	Proceeds from sales of intangible assets	0
	Purchase of intangible assets	0
	Proceeds from sales of intangible assets under development	0
	Purchase of intangible assets under development	0
	Proceeds from sales of goodwill	0
	Purchase of goodwill	0
	Proceeds from biological assets other than bearer plants	0
	Purchase of biological assets other than bearer plants	0
	Proceeds from government grants	0
	Proceeds from sales of other long-term assets	0
	Purchase of other long-term assets	0
	Cash advances and loans made to other parties	0
	Cash receipts from repayment of advances and loans made to other parties	597.01



	Cash payments for future contracts, forward contracts, option contracts and swap contracts	0
	Cash receipts from future contracts, forward contracts, option contracts and swap contracts	0
	Dividends received	0
	Interest received	99.31
	Income taxes paid (refund)	0
	Other inflows (outflows) of cash	-1.31
	Net cash flows from (used in) investing activities	-188.8
4	Cash flows from used in financing activities	
	Proceeds from changes in ownership interests in subsidiaries	0
	Payments from changes in ownership interests in subsidiaries	0
	Proceeds from issuing shares	0
	Proceeds from issuing other equity instruments	0
	Payments to acquire or redeem entity's shares	0
	Payments of other equity instruments	0
	Proceeds from exercise of stock options	0
	Proceeds from issuing debentures notes bonds etc	0
	Proceeds from borrowings	100.48
	Repayments of borrowings	0.69
	Payments of lease liabilities	0.94
	Dividends paid	137.88
	Interest paid	50.46
	Income taxes paid (refund)	0
	Other inflows (outflows) of cash	5.28
	Net cash flows from (used in) financing activities	-84.21
	Net increase (decrease) in cash and cash equivalents before effect of exchange rate changes	5.39
5	Effect of exchange rate changes on cash and cash equivalents	
	Effect of exchange rate changes on cash and cash equivalents	0
	Net increase (decrease) in cash and cash equivalents	5.39
	Cash and cash equivalents cash flow statement at beginning of period	23.8
	Cash and cash equivalents cash flow statement at end of period	29.19



Format for Disclosure of Related Party Transactions (applicable only for half-yearly filings i.e., 2nd and 4th)															tr lis
Sr. No.	Details of the party (listed entity /subsidiary) entering into the transaction		Details of the counterparty			Type of related party transaction	Details of other related party transaction	Value of the related party transaction as approved by the audit committee	Remarks on approval by audit committee	Value of the related party transaction ratified by the audit committee	Date of Audit Committee Meeting where the ratification was approved	Value of transaction during the reporting period	In case monies are due to either party as a result of the transaction		Natu indef (loan issu debt other
	Name	PAN	Name	PAN	Relationship of the counterparty with the listed entity or its subsidiary								Opening balance	Closing balance	
1	SHYAM METALICS AND ENERGY LIMITED	AAHCS5842A	SHYAM SEL AND POWER LIMITED	AAECS9421J	SUBSIDIARY	Purchase of goods or services		700	APPROVED			183.12	0	0	
2	SHYAM METALICS AND ENERGY LIMITED	AAHCS5842A	SHYAM SEL AND POWER LIMITED	AAECS9421J	SUBSIDIARY	Sale of goods or services		700	APPROVED			181.49	0	0	
3	SHYAM METALICS AND ENERGY LIMITED	AAHCS5842A	SHYAM SEL AND POWER LIMITED	AAECS9421J	SUBSIDIARY	Advance		2500	APPROVED			1037.5	0	720.77	
4	SHYAM METALICS AND ENERGY LIMITED	AAHCS5842A	SHYAM SEL AND POWER LIMITED	AAECS9421J	SUBSIDIARY	Loan		600	APPROVED			0.01	0	0	
5	SHYAM METALICS AND ENERGY LIMITED	AAHCS5842A	SHYAM SEL AND POWER LIMITED	AAECS9421J	SUBSIDIARY	Any other transaction	Purchase of Investment	1200	APPROVED			200	0	0	
6	SHYAM METALICS AND ENERGY LIMITED	AAHCS5842A	SHYAM SEL AND POWER LIMITED	AAECS9421J	SUBSIDIARY	Advance		2500	APPROVED			0	775.72	0	
7	SHYAM METALICS AND ENERGY LIMITED	AAHCS5842A	SHYAM SEL AND POWER LIMITED	AAECS9421J	SUBSIDIARY	Interest received		18	APPROVED			0	0	0	

8	SHYAM METALICS AND ENERGY LIMITED	AAHCS5842A	RAMSARUP INDUSTRIES LIMITED	AACCR2821D	SUBSIDIARY	Sale of goods or services		20	APPROVED			3.46	0	0
9	SHYAM METALICS AND ENERGY LIMITED	AAHCS5842A	RAMSARUP INDUSTRIES LIMITED	AACCR2821D	SUBSIDIARY	Advance		5	APPROVED			0.05	0	0
10	SHYAM METALICS AND ENERGY LIMITED	AAHCS5842A	RAMSARUP INDUSTRIES LIMITED	AACCR2821D	SUBSIDIARY	Advance		5	APPROVED			-0.05	0.02	0.46
11	SHYAM METALICS AND ENERGY LIMITED	AAHCS5842A	DEEPAK AGARWAL	ADBPA4042Q	DIRECTOR	Loan		3	APPROVED			0	0	1.8
12	SHYAM METALICS AND ENERGY LIMITED	AAHCS5842A	DEEPAK AGARWAL	ADBPA4042Q	DIRECTOR	Loan		3	APPROVED			-0.12	1.92	0
13	SHYAM METALICS AND ENERGY LIMITED	AAHCS5842A	SUMAN AGARWAL	AJCPA4913H	DIRECTOR'S WIFE	Loan		3	APPROVED			0	0	0
14	SHYAM METALICS AND ENERGY LIMITED	AAHCS5842A	SUMAN AGARWAL	AJCPA4913H	DIRECTOR'S WIFE	Loan		3	APPROVED			-0.06	0.88	0.82
15	SHYAM METALICS AND ENERGY LIMITED	AAHCS5842A	SYGMA TUBES AND PIPES PRIVATE LIMITED	ABGCS9851F	CONTROL / SIGNIFANCE OF KMP	Advance		3	APPROVED			0.57	0	0.91
16	SHYAM METALICS AND ENERGY LIMITED	AAHCS5842A	SYGMA TUBES AND PIPES PRIVATE LIMITED	ABGCS9851F	CONTROL / SIGNIFANCE OF KMP	Advance		3	APPROVED			0	0.74	0
17	SHYAM METALICS AND ENERGY LIMITED	AAHCS5842A	SYGMA TUBES AND PIPES PRIVATE LIMITED	ABGCS9851F	CONTROL / SIGNIFANCE OF KMP	Any other transaction	Rental Income	3	APPROVED			0.42	0	0
18	SHYAM METALICS AND ENERGY LIMITED	AAHCS5842A	SMEEL STEEL STRUCTURAL PRIVATE LIMITED	ABKCS4877P	SUBSIDIARY	Advance		5	APPROVED			0.01	0.12	3.71
19	SHYAM METALICS AND ENERGY LIMITED	AAHCS5842A	NARANTAK DEALCOMM LIMITED	AAACN8873D	PROMOTER	Any other transaction	Purchase of investment	50	APPROVED			0	0	0



	ENERGY LIMITED													
20	SHYAM METALICS AND ENERGY LIMITED	AAHCS5842A	SHYAM FERRO ALLOYS LIMITED	AADC87376M	ENTERPRISE OVER WHICH KMP HAVE SIGNIFICANT INFLUENCE	Advance		1	APPROVED			0.48	0.39	0
21	SHYAM METALICS AND ENERGY LIMITED	AAHCS5842A	SHYAM ENERGY LIMITED	AACCB2260N	SUBSIDIARY	Loan		1	APPROVED			0.14	0.15	0
22	SHYAM METALICS AND ENERGY LIMITED	AAHCS5842A	SHYAM ENERGY LIMITED	AACCB2260N	SUBSIDIARY	Interest received		1	APPROVED			0.01	0	0
23	SHYAM METALICS AND ENERGY LIMITED	AAHCS5842A	SHREE VENKATESHWARA ELECTROCAST PRIVATE LIMITED	AAICS9842H	SUBSIDIARY	Advance		1	APPROVED			0	0	0
24	SHYAM METALICS AND ENERGY LIMITED	AAHCS5842A	SHREE VENKATESHWARA ELECTROCAST PRIVATE LIMITED	AAICS9842H	SUBSIDIARY	Advance		1	APPROVED			-0.01	0.01	-0.01
25	SHYAM METALICS AND ENERGY LIMITED	AAHCS5842A	ELYSIAN BEAUTIFICATION PRIVATE LIMITED	AAGCE0755R	ENTERPRISE OVER WHICH KMP HAVE SIGNIFICANT INFLUENCE	Advance		1	APPROVED			0	0	0
26	SHYAM METALICS AND ENERGY LIMITED	AAHCS5842A	BRIJ BHUSHAN AGARWAL	ACGPA0365A	DIRECTOR	Remuneration		3	APPROVED			1.2	0	0
27	SHYAM METALICS AND ENERGY LIMITED	AAHCS5842A	SANJAY KUMAR AGARWAL	ACBPA5953H	DIRECTOR	Remuneration		1.5	APPROVED			0.3	0	0
28	SHYAM METALICS AND ENERGY LIMITED	AAHCS5842A	DEEPAK AGARWAL	ADBPA4042Q	DIRECTOR	Remuneration		2	APPROVED			0.42	0	0
29	SHYAM METALICS AND ENERGY LIMITED	AAHCS5842A	DEV KUMAR TIWARI	ADKPT0309E	DIRECTOR	Remuneration		1	APPROVED			0.29	0	0.32
30	SHYAM METALICS AND	AAHCS5842A	BIRENDRA KUMAR JAIN	ACTPJ4160D	DIRECTOR	Remuneration		0.5	APPROVED			0.08	0	0



	ENERGY LIMITED													
31	SHYAM METALICS AND ENERGY LIMITED	AAHCS5842A	YUDHVIR SINGH JAIN	AAOPJ4526C	DIRECTOR	Any other transaction	SITTING FEES	0.5	APPROVED			0	0	0
32	SHYAM METALICS AND ENERGY LIMITED	AAHCS5842A	KISHAN GOPAL BALDWA	ACWPB9194J	DIRECTOR	Any other transaction	SITTING FEES	0.5	APPROVED			0.03	0	0
33	SHYAM METALICS AND ENERGY LIMITED	AAHCS5842A	SHEETIJ AGARWAL	AKDPA9469N	DIRECTOR	Any other transaction	SITTING FEES	1	APPROVED			0.3	0	0
34	SHYAM METALICS AND ENERGY LIMITED	AAHCS5842A	RAJNI MISHRA	BYGPM9035C	DIRECTOR	Any other transaction	SITTING FEES	0.5	APPROVED			0.03	0	0
35	SHYAM METALICS AND ENERGY LIMITED	AAHCS5842A	NAND GOPAL KHAJAN	AFLPK3827K	DIRECTOR	Any other transaction	SITTING FEES	0.5	APPROVED			0.01	0	0
36	SHYAM METALICS AND ENERGY LIMITED	AAHCS5842A	MALAY KUMAR DE	ADAPD3015F	DIRECTOR	Any other transaction	SITTING FEES	0.5	APPROVED			0.02	0	0
37	SHYAM METALICS AND ENERGY LIMITED	AAHCS5842A	SHASHI KUMAR	AFSPK2839L	DIRECTOR	Any other transaction	SITTING FEES	0.5	APPROVED			0.02	0	0
38	SHYAM METALICS AND ENERGY LIMITED	AAHCS5842A	CHANDRA SHEKHAR VERMA	ACIPV8134G	DIRECTOR	Any other transaction	SITTING FEES	0.5	APPROVED			0	0	0
39	SHYAM METALICS AND ENERGY LIMITED	AAHCS5842A	NARANTAK DEALCOMM LIMITED	AAACN8873D	PROMOTER	Dividend paid		20	APPROVED			9.73	0	0
40	SHYAM METALICS AND ENERGY LIMITED	AAHCS5842A	BRIJ BHUSHAN AGARWAL	ACGPA0365A	DIRECTOR	Dividend paid		8	APPROVED			5.24	0	0
41	SHYAM METALICS AND ENERGY LIMITED	AAHCS5842A	MITTU AGARWAL	ADAPA2795B	PROMOTER GROUP	Dividend paid		1	APPROVED				0	0



42	SHYAM METALICS AND ENERGY LIMITED	AAHCS5842A	Kiran Vimal Agarwal	ADPPA5631B	RELATIVE OF KMP	Dividend paid		0.5	APPROVED			0.01	0	0
43	SHYAM METALICS AND ENERGY LIMITED	AAHCS5842A	SANGEETA AGARWAL	ACPPA0462P	RELATIVE OF KMP	Dividend paid		0.5	APPROVED			0.01	0	0
44	SHYAM METALICS AND ENERGY LIMITED	AAHCS5842A	BRJ BHUSHAN AGARWAL & SONS HUF	AADHB1459B	PROMOTER GROUP	Dividend paid		1	APPROVED			0.5	0	0
45	SHYAM METALICS AND ENERGY LIMITED	AAHCS5842A	SUBHAM BUILDWELL PVT LTD	AALCS5739E	PROMOTER	Dividend paid		20	APPROVED			13.73	0	0
46	SHYAM METALICS AND ENERGY LIMITED	AAHCS5842A	TOPLIGHT MERCHANTILES PRIVATE LIMITED	AABCT6103H	PROMOTER	Dividend paid		1	APPROVED			0.16	0	0
47	SHYAM METALICS AND ENERGY LIMITED	AAHCS5842A	Kalpitar Housefin & Trading Private Limited	AABCK2172R	PROMOTER	Dividend paid		15	APPROVED			4.81	0	0
48	SHYAM METALICS AND ENERGY LIMITED	AAHCS5842A	ANITA JHUNJHUNWALA	ACIPJ7401N	RELATIVE OF KMP	Dividend paid		0.5	APPROVED			0.01	0	0
49	SHYAM METALICS AND ENERGY LIMITED	AAHCS5842A	SANJAY KUMAR AGARWAL	ACVPA5953H	DIRECTOR	Dividend paid		0.5	APPROVED			0.01	0	0
50	SHYAM METALICS AND ENERGY LIMITED	AAHCS5842A	Subham Capital Private Limited	AAECS8331F	Promoter	Dividend paid		20	APPROVED			9.18	0	0
51	SHYAM METALICS AND ENERGY LIMITED	AAHCS5842A	DORITE TRACON PRIVATE LIMITED	AAACD9692E	Promoter	Dividend paid		7	APPROVED			3.2	0	0
52	SHYAM METALICS AND ENERGY LIMITED	AAHCS5842A	DEEPAK AGARWAL	ADBPA4042Q	DIRECTOR	Dividend paid		1	APPROVED			0	0	0
53	SHYAM METALICS AND ENERGY LIMITED	AAHCS5842A	KISHAN GOPAL BALDWA	ACWPB9194J	DIRECTOR	Dividend paid		0.5	APPROVED			0	0	0



Details of Impact of Audit Qualification			
Whether results are audited or unaudited		Audited	
Declaration of unmodified opinion or statement on impact of audit qualification		Declaration of unmodified opinion	
Auditor's opinion			
Declaration pursuant to Regulation 33 (3) (d) of SEBI (LODR) Regulation, 2015: The company declares that its Statutory Auditor/s have issued an Audit Report with unmodified opinion for the period on Standalone results		Yes	
	Audit firm's name	Whether the firm holds a valid peer review certificate issued by Peer Review Board of ICAI	Certificate valid upto
1	M/s MSKA & ASSOCIATES	Yes	31-07-2027



General information about company

Scrip code*	543299
NSE Symbol*	SHYAMMETL
MSEI Symbol*	NOTLISTED
ISIN*	INE810G01011
Name of company	SHYAM METALICS AND ENERGY LIMITED
Type of company	Main Board
Class of security	Equity
Date of start of financial year	01-04-2024
Date of end of financial year	31-03-2025
Date of board meeting when results were approved	09-05-2025
Date on which prior intimation of the meeting for considering financial results was informed to the exchange	01-05-2025
Description of presentation currency	INR
Level of rounding	Crores
Reporting Type	Half Yearly
Reporting Quarter	Yearly
Nature of report standalone or consolidated	Consolidated
Whether results are audited or unaudited for the quarter ended	Audited
Whether results are audited or unaudited for the Year to date for current period ended/year ended	Audited
Segment Reporting	Single segment
Description of single segment	Steel and allied products
Start date and time of board meeting	09-05-2025 11:00
End date and time of board meeting	09-05-2025 12:55
Whether cash flow statement is applicable on company	Yes



Type of cash flow statement	Cash Flow Indirect
Declaration of unmodified opinion or statement on impact of audit qualification	Declaration of unmodified opinion



Financial Results – Ind-AS			
Particulars		3 months/ 6 months ended (dd-mm-yyyy)	Year to date figures for current period ended (dd-mm-yyyy)
Date of start of reporting period		01-10-2024	01-04-2024
Date of end of reporting period		31-03-2025	31-03-2025
Whether results are audited or unaudited		Audited	Audited
Nature of report standalone or consolidated		Consolidated	Consolidated
Part 1	Blue color marked fields are non-mandatory. For Consolidated Results, if the company has no figures for 3 months / 6 months ended, in such case zero shall be inserted in the said column.		
1	Income		
	Revenue from operations	4139.36	15137.5
	Other income	54.24	230.63
	Total income	4193.6	15368.13
2	Expenses		
(a)	Cost of materials consumed	2902.1	11336.72
(b)	Purchases of stock-in-trade	0.53	5.88
(c)	Changes in inventories of finished goods, work-in-progress and stock-in-trade	94.8	-401.12
(d)	Employee benefit expense	109.42	434.26
(e)	Finance costs	43.63	143.92
(f)	Depreciation, depletion and amortisation expense	228.63	711.17
(g)	Other Expenses		
1	Impairment loss	-1.09	2.6
2	Other expenses	518.43	1893.63



	Total other expenses	517.34	1896.23
	Total expenses	3896.45	14127.06
3	Total profit before exceptional items and tax	297.15	1241.07
4	Exceptional items	0	0
5	Total profit before tax	297.15	1241.07
6	Tax expense		
7	Current tax	60.31	237.43
8	Deferred tax	16.71	94.5
9	Total tax expenses	77.02	331.93
10	Net movement in regulatory deferral account balances related to profit or loss and the related deferred tax movement	0	0
11	Net Profit Loss for the period from continuing operations	220.13	909.14
12	Profit (loss) from discontinued operations before tax	0	0
13	Tax expense of discontinued operations	0	0
14	Net profit (loss) from discontinued operation after tax	0	0
15	Share of profit (loss) of associates and joint ventures accounted for using equity method	0.02	0.12
16	Total profit (loss) for period	220.15	909.26
17	<u>Other comprehensive income net of taxes</u>	21.12	130.88
18	Total Comprehensive Income for the period	241.27	1040.14
19	Total profit or loss, attributable to		
	Profit or loss, attributable to owners of parent	218.75	908.1
	Total profit or loss, attributable to non-controlling interests	1.4	1.16
20	Total Comprehensive income for the period attributable to		
	Comprehensive income for the period attributable to owners of parent	230.11	1029.22



	Total comprehensive income for the period attributable to owners of parent non-controlling interests	11.16	10.92	
21	Details of equity share capital			
	Paid-up equity share capital	278.22	278.22	
	Face value of equity share capital	10	10	
22	Reserves excluding revaluation reserve		10275.11	
23	Earnings per share			
i	Earnings per equity share for continuing operations			
	Basic earnings (loss) per share from continuing operations	7.92	32.7	
	Diluted earnings (loss) per share from continuing operations	7.89	32.57	
ii	Earnings per equity share for discontinued operations			
	Basic earnings (loss) per share from discontinued operations	0	0	
	Diluted earnings (loss) per share from discontinued operations	0	0	
iii	Earnings per equity share (for continuing and discontinued operations)			
	Basic earnings (loss) per share from continuing and discontinued operations	7.92	32.7	
	Diluted earnings (loss) per share from continuing and discontinued operations	7.89	32.57	
24	Debt equity ratio			Textual Information(1)
25	Debt service coverage ratio			Textual Information(2)
26	Interest service coverage ratio			Textual Information(3)
27	Disclosure of notes on financial results	Textual Information(4)		



Statement of Asset and Liabilities

Particulars		Year ended (dd-mm-yyyy)
Date of start of reporting period		01-04-2024
Date of end of reporting period		31-03-2025
Whether results are audited or unaudited		Audited
Nature of report standalone or consolidated		Consolidated
Assets		
1	Non-current assets	
	Property, plant and equipment	6268.11
	Capital work-in-progress	2708.41
	Investment property	0
	Goodwill	0
	Other intangible assets	88.57
	Intangible assets under development	0
	Biological assets other than bearer plants	0
	Investments accounted for using equity method	0
	Non-current financial assets	
	Non-current investments	1293.53
	Trade receivables, non-current	0
	Loans, non-current	0
	Other non-current financial assets	23.62
	Total non-current financial assets	1317.15
	Deferred tax assets (net)	167.1
	Other non-current assets	236.26



	Total non-current assets	10785.6
2	Current assets	
	Inventories	2985.44
	Current financial asset	
	Current investments	824.44
	Trade receivables, current	792.51
	Cash and cash equivalents	63.13
	Bank balance other than cash and cash equivalents	5.12
	Loans, current	3.69
	Other current financial assets	50.28
	Total current financial assets	1739.17
	Current tax assets (net)	0
	Other current assets	805.42
	Total current assets	5530.03
3	Non-current assets classified as held for sale	0
4	Regulatory deferral account debit balances and related deferred tax Assets	0
	Total assets	16315.63
	Total current assets	5530.03
3	Non-current assets classified as held for sale	0
4	Regulatory deferral account debit balances and related deferred tax Assets	0
	Total assets	16315.63
	Equity and liabilities	
1	Equity	
	Equity attributable to owners of parent	
	Equity share capital	278.22



	Other equity	10275.11
	Total equity attributable to owners of parent	10553.33
	Non controlling interest	724.75
	Total equity	11278.08
2	Liabilities	
	Non-current liabilities	
	Non-current financial liabilities	
	Borrowings, non-current	155.21
	Trade Payables, non-current	
	(A) Total outstanding dues of micro enterprises and small enterprises	0
	(B) Total outstanding dues of creditors other than micro enterprises and small enterprises	0
	Total Trade payable	0
	Other non-current financial liabilities	93.34
	Total non-current financial liabilities	248.55
	Provisions, non-current	31.11
	Deferred tax liabilities (net)	153.25
	Deferred government grants, Non-current	0
	Other non-current liabilities	0.19
	Total non-current liabilities	433.1
	Current liabilities	
	Current financial liabilities	
	Borrowings, current	624.25
	Trade Payables, current	
	(A) Total outstanding dues of micro enterprises and small enterprises	1.22
	(B) Total outstanding dues of creditors other than micro enterprises and small enterprises	2916.02



	Total Trade payable	2917.24
	Other current financial liabilities	683.48
	Total current financial liabilities	4224.97
	Other current liabilities	328.95
	Provisions, current	12.16
	Current tax liabilities (Net)	38.37
	Deferred government grants, Current	0
	Total current liabilities	4604.45
3	Liabilities directly associated with assets in disposal group classified as held for sale	0
4	Regulatory deferral account credit balances and related deferred tax liability	0
	Total liabilities	5037.55
	Total equity and liabilities	16315.63
	Disclosure of notes on assets and liabilities	Textual Information(1)



Other Comprehensive Income

Date of start of reporting period		01-10-2024	01-04-2024
Date of end of reporting period		31-03-2025	31-03-2025
Whether results are audited or unaudited		Audited	Audited
Nature of report standalone or consolidated		Consolidated	Consolidated
	Other comprehensive income [Abstract]		
1	Amount of items that will not be reclassified to profit and loss		
1	Remeasurement of Defined Benefit Plan	-4.23	-3.60
2	Equity instruments at fair value through other comprehensive income	27.76	133.16
3	Share of OCI in associates and joint ventures to the extent not to be reclassified into profit or loss	1.15	1.60
	Total Amount of items that will not be reclassified to profit and loss	24.68	131.16
2	Income tax relating to items that will not be reclassified to profit or loss	3.56	0.28
3	Amount of items that will be reclassified to profit and loss		
	Total Amount of items that will be reclassified to profit and loss		
4	Income tax relating to items that will be reclassified to profit or loss		
5	Total Other comprehensive income	21.12	130.88



Cash flow statement, indirect	
Particulars	Year ended (dd-mm-yyyy)
Date of start of reporting period	01-04-2024
Date of end of reporting period	31-03-2025
Whether results are audited or unaudited	Audited
Nature of report standalone or consolidated	Consolidated
Part I	Blue color marked fields are non-mandatory.
1	Statement of cash flows
	Cash flows from used in operating activities
	Profit before tax
	1241.07
2	Adjustments for reconcile profit (loss)
	Adjustments for finance costs
	143.92
	Adjustments for decrease (increase) in inventories
	-819.19
	Adjustments for decrease (increase) in trade receivables, current
	-82.88
	Adjustments for decrease (increase) in trade receivables, non-current
	0
	Adjustments for decrease (increase) in other current assets
	33.67
	Adjustments for decrease (increase) in other non-current assets
	4.48
	Adjustments for other financial assets, non-current
	-0.44
	Adjustments for other financial assets, current
	19.05
	Adjustments for other bank balances
	0
	Adjustments for increase (decrease) in trade payables, current
	560.43
	Adjustments for increase (decrease) in trade payables, non-current
	0
	Adjustments for increase (decrease) in other current liabilities
	88.7



Adjustments for increase (decrease) in other non-current liabilities	0
Adjustments for depreciation and amortisation expense	711.17
Adjustments for impairment loss reversal of impairment loss recognised in profit or loss	2.6
Adjustments for provisions, current	2.15
Adjustments for provisions, non-current	-2.86
Adjustments for other financial liabilities, current	7.03
Adjustments for other financial liabilities, non-current	42.04
Adjustments for unrealised foreign exchange losses gains	-10.11
Adjustments for dividend income	0
Adjustments for interest income	0
Adjustments for share-based payments	0
Adjustments for fair value losses (gains)	-92.8
Adjustments for undistributed profits of associates	0
Other adjustments for which cash effects are investing or financing cash flow	0
Other adjustments to reconcile profit (loss)	24.86
Other adjustments for non-cash items	0
Share of profit and loss from partnership firm or association of persons or limited liability partnerships	0
Total adjustments for reconcile profit (loss)	631.82
Net cash flows from (used in) operations	1872.89
Dividends received	-0.86
Interest paid	0
Interest received	125.36
Income taxes paid (refund)	33.24
Other inflows (outflows) of cash	0
Net cash flows from (used in) operating activities	1964.15



3	Cash flows from used in investing activities	
	Cash flows from losing control of subsidiaries or other businesses	0
	Cash flows used in obtaining control of subsidiaries or other businesses	0
	Other cash receipts from sales of equity or debt instruments of other entities	0
	Other cash payments to acquire equity or debt instruments of other entities	0
	Other cash receipts from sales of interests in joint ventures	0
	Other cash payments to acquire interests in joint ventures	0
	Cash receipts from share of profits of partnership firm or association of persons or limited liability partnerships	0
	Cash payment for investment in partnership firm or association of persons or limited liability partnerships	0
	Proceeds from sales of property, plant and equipment	0
	Purchase of property, plant and equipment	2148.32
	Proceeds from sales of investment property	371.58
	Purchase of investment property	0
	Proceeds from sales of intangible assets	0
	Purchase of intangible assets	0
	Proceeds from sales of intangible assets under development	0
	Purchase of intangible assets under development	0
	Proceeds from sales of goodwill	0
	Purchase of goodwill	0
	Proceeds from biological assets other than bearer plants	0
	Purchase of biological assets other than bearer plants	0
	Proceeds from government grants	0
	Proceeds from sales of other long-term assets	0
	Purchase of other long-term assets	0
	Cash advances and loans made to other parties	0



	Cash receipts from repayment of advances and loans made to other parties	0.86
	Cash payments for future contracts, forward contracts, option contracts and swap contracts	0
	Cash receipts from future contracts, forward contracts, option contracts and swap contracts	0
	Dividends received	0.86
	Interest received	-128.46
	Income taxes paid (refund)	0
	Other inflows (outflows) of cash	-0.97
	Net cash flows from (used in) investing activities	-1904.45
4	Cash flows from used in financing activities	
	Proceeds from changes in ownership interests in subsidiaries	0
	Payments from changes in ownership interests in subsidiaries	0
	Proceeds from issuing shares	42.5
	Proceeds from issuing other equity instruments	0
	Payments to acquire or redeem entity's shares	0
	Payments of other equity instruments	0
	Proceeds from exercise of stock options	0
	Proceeds from issuing debentures notes bonds etc	0
	Proceeds from borrowings	305.58
	Repayments of borrowings	116.09
	Payments of lease liabilities	1.61
	Dividends paid	137.88
	Interest paid	133.77
	Income taxes paid (refund)	0
	Other inflows (outflows) of cash	5.28
	Net cash flows from (used in) financing activities	-35.99



	Net increase (decrease) in cash and cash equivalents before effect of exchange rate changes	23.71
5	Effect of exchange rate changes on cash and cash equivalents	
	Effect of exchange rate changes on cash and cash equivalents	0
	Net increase (decrease) in cash and cash equivalents	23.71
	Cash and cash equivalents cash flow statement at beginning of period	39.42
	Cash and cash equivalents cash flow statement at end of period	63.13



Details of Impact of Audit Qualification			
Whether results are audited or unaudited		Audited	
Declaration of unmodified opinion or statement on impact of audit qualification		Declaration of unmodified opinion	
Auditor's opinion			
Declaration pursuant to Regulation 33 (3) (d) of SEBI (LODR) Regulation, 2015: The company declares that its Statutory Auditor/s have issued an Audit Report with unmodified opinion for the period on Consolidated results		Yes	
	Audit firm's name	Whether the firm holds a valid peer review certificate issued by Peer Review Board of ICAI	Certificate valid upto
1	M/s MSKA & ASSOCIATES	Yes	31-07-2027





